

**Table 7.1 - Student Achievement**

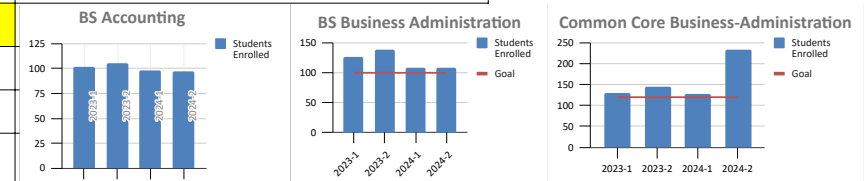
Use this table to supply data for Standard 7

Must report on goal of graduates by program and results.

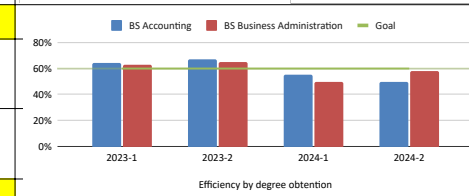
Graduates by Program	Goal 2023 = greater than (number)	Results 2023-1	Results 2023-2	Results 2024-1	Results 2024-2	Graph
BS Accounting	20	18	20	13	29	
BS Business Administration	20	23	22	31	28	

At least one other student achievement

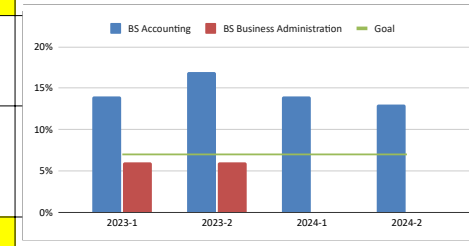
Enrollment	Goal 2023 = greater than (number)	Results 2023-1	Results 2023-2	Results 2024-1	Results 2024-2
BS Accounting	100	102	105	98	97
BS Business Administration	100	127	138	109	108
Common Core Business-Administration	120	130	145	128	234



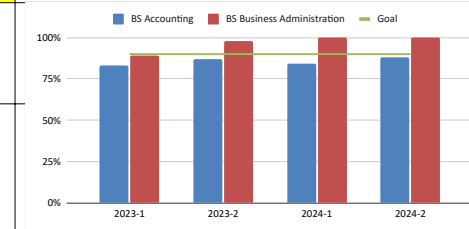
Efficiency by degree obtention	Goal 2023 = greater than %	Results 2023-1	Results 2023-2	Results 2024-1	Results 2024-2
BS Accounting	60%	64%	67%	55%	50%
BS Business Administration	60%	63%	65%	60%	58%




Attrition	Goal 2023 = lesser than %	Results 2023-1	Results 2023-2	Results 2024-1	Results 2024-2
BS Accounting	7%	14%	17%	14%	13%
BS Business Administration	7%	6%	6%	0%	0%



Retention	Goal 2023 = greater than %	Results 2023-1	Results 2023-2	Results 2024-1	Results 2024-2
BS Accounting	90%	83%	87%	84%	88%
BS Business Administration	90%	89%	98%	100%	100%



Failure Rate	Goal 2023 = lesser than %	Results 2023-1	Results 2023-2	Results 2024-1	Results 2024-2
BS Accounting	Basic: 7%	1%	2%	2%	6%
	Disciplinary: 7%	3%	3%	4%	6%



	Terminal: 7%	0%	0%	1%	1%
BS Business Administration	Basic: 7%	1%	3%	1%	0%
	Disciplinary: 7%	1%	1%	3%	2%
	Terminal: 7%	1%	0%	1%	0%
Job Placement Rate	Goal 2023 = greater than %	Results 2023-1	Results 2023-2	Results 2024-1	Results 2024-2
BS Accounting	70%	75%	78%	80%	80%
BS Business Administration	70%	56%	63%	76%	75%

